




## Compact and efficient inverters of high power density

- ✓ Maximised energy output
- ✓ Lower CAPEX and OPEX
- ✓ Smart and efficient operation
- ✓ Highest safety standards

Developed for large commercial/small utility PV systems, the HT series is characterised by high power density, which facilitates a lean system layout with reduced number of inverters. Further enhancing profitability, the inverter is compatible with high-power modules and caters to the respective DC current levels. Load monitoring and power export limit functionalities can be activated with GoodWe's Smart Energy Controller SEC1000.

-  High power density
-  Up to 15A per string
-  Full power up to 45°C



Technical Data	GW100K-HT	GW110K-HT	GW120K-HT
<b>Input</b>			
Max. Input Voltage (V)		1100	
MPPT Operating Voltage Range (V)		180 ~ 1000	
Start-up Voltage (V)		200	
Nominal Input Voltage (V)		600	
Max. Input Current per MPPT (A)		30	
Max. Short Circuit Current per MPPT (A)		45	
Number of MPPTs	10	12	12
Number of Strings per MPPT		2	
<b>Output</b>			
Nominal Output Power (kW)	100	110	120
Rated Apparent Power (KVA)	100	110	120
Max. AC Active Power (kW)	110	121	132
Max. AC Apparent Power (kVA)	110	121	132
Nominal Output Voltage (V)		400V, 3L / N / PE or 3L / PE	
Output Voltage Range (V)		320 ~ 440	
Nominal AC Grid Frequency (Hz)		50 / 60	
AC Grid Frequency Range (Hz)		45 ~ 55 / 55 ~ 65	
Max. Output Current (A)	167.0	175.5	191.3
Power Factor		~1 (Adjustable from 0.8 leading to 0.8 lagging)	
Max. Total Harmonic Distortion		<3%	
<b>Efficiency</b>			
Max. Efficiency		98.6%	
European Efficiency		98.3%	
<b>Protection</b>			
PV String Current Monitoring		Integrated	
PV Insulation Resistance Detection		Integrated	
Residual Current Monitoring		Integrated	
PV Reverse Polarity Protection		Integrated	
Anti-islanding Protection		Integrated	
AC Overcurrent Protection		Integrated	
AC Short Circuit Protection		Integrated	
AC Overvoltage Protection		Integrated	
DC Switch		Integrated	
DC Surge Protection		Type II (Type I optional)	
AC Surge Protection		Type II (Type I optional)	
AFCI		Optional	
Remote Shutdown		Optional	
PID Recovery		Optional	
<b>General Data</b>			
Operating Temperature Range (°C)		-30 ~ +60	
Relative Humidity		0 ~ 100%	
Max. Operating Altitude (m)		5000 (>4000 derating)	
Cooling Method		Smart Fan Cooling	
User Interface		LED, LCD (Optional), WLAN + APP	
Communication		RS485, WiFi or 4G (Optional)	
Communication Protocols		Modbus-RTU (SunSpec Compliant)	
Weight (kg)	93.5	98.5	98.5
Dimension (W x H x D mm)		1008 x 678 x 343	
Topology		Non-isolated	
Self-consumption at Night (W)		<2	
Ingress Protection Rating		IP66	
DC Connector		MC4 (4 ~ 6mm <sup>2</sup> )	
AC Connector		OT / DT terminal (Max. 300mm <sup>2</sup> )	

\*: Please visit GoodWe website for the latest certificates.